



Dear Beloved Families,

As summer approaches, we would like to encourage you to help your scholars maintain their ELA, Math, Science, and Social Studies skills, as they have worked very hard this year. Attached you will find calendars of daily activities intended to promote effective vocabulary, reading, writing, mathematics, scientific, and historical skills. Please take a few minutes weekly to focus on those skills. The activities within the calendars are intended to be brief and enjoyable. Activities should be organized in a notebook to be handed in during the first days of school. Please have scholars write the daily prompts in the notebooks and label the top of the page with the date.

We thank you in advance for supporting your child's progress!

Sincerely,

The Second Grade Team

Complete 40 activities		100%
Complete 35 activities		90%
Complete 30 activities		80%
Complete 25 activities		70%


# Second Grade


## Summer Learning Assignment Choice Board




# Instructions

- ♥ Each day choose **one** activity from **each subject** to complete in your journal.
- ♥ **Tic-Tac Stem**-When you complete the activity, go to the response sheet and follow the steps. Be sure you complete the correct response sheet for each activity.  
Have fun!




Sunday	Monday	Tuesday	Wednesday	Thursday	Friday	Saturday
						<p><b>TIC- TAC STEM:</b> Complete one hour of Code!!! Find an activity for your age on Code.Org</p>
<p><b>Expository Writing</b></p> <p>Many schools have rules.What is the most important rule in school and Why? Explain</p>	<p><b>Math:</b> Solve: David had 40 stickers. He shared them between himself and 4 friends. How many did they get each?</p>	<p><b>Social Studies:</b> Draw a map of your neighborhood. Add places that help the community.</p>	<p><b>Personal Narrative Writing</b></p> <p>Writing about your favor possession.</p>	<p><b>Expert Illustrator</b> Week 7 &amp; 8 Word List Illustrate your words by drawing a picture that represents the meaning of each word.</p>	<p><b>Persuasive/Opinion Writing</b></p> <p>What season is better Summer or Winter? Explain Why.</p>	<p><b>TIC- TAC STEM:</b> Find some recycled materials in your house and create something awesome!</p>
<p><b>Reflection</b></p> <p>After reading your book explain what important lesson did you learn?</p>	<p><b>Math:Solve:</b></p> <ol style="list-style-type: none"> <li>235 + 188 =</li> <li>513 + 342 =</li> <li>782 + 169 =</li> <li>428 + 236 =</li> </ol>	<p><b>Social Studies:</b> Go on a walk in your neighborhood. Draw the street signs. Talk about what they mean.</p>	<p><b>PN:</b> Read a Book-Tell the character problem in the story. Offer the charterer a solution. Then, sequence the events in a story. Make sure to include the important parts in a detail.</p>	<p><b>Descriptive Writing</b></p> <p>Describe your favorite time of year. Include the weather at the time, a holiday and a tration you celebrate during this time.</p>	<p><b>Evaluation</b></p> <p>Read a Book. Who Else should read this book? Who would you recommend this book to and why?</p>	<p><b>TIC- TAC STEM:</b> Create a stop motion video. Use the free app stop motion studio.</p>
<p><b>Illustrations:</b> Draw a picture to show the meaning of as many vocabulary terms as you can. Write the word and write the Vowels in Blue and Consonants in Red.</p>	<p><b>Math:Solve:</b> Write the following times in analogue:</p> <p>Ten past three quarter to seven half past ten twenty to one.</p>	<p><b>Social Studies:</b> Lend a helping hand. Pick up toys or clean your room without being asked. Draw how you helped.</p>	<p><b>PN:</b> Make a connection to as many vocabulary words as you can. A connection is a memory, experience, story, song...etc that the word reminds you of.</p>	<p><b>Expert Illustrator</b> Week 7 &amp; 8 Word List Illustrate your words by drawing a picture that represents the meaning of each word.</p>	<p><b>Riddle Me This?</b> Write a riddle for at least four of your vocabulary words. Use the definition of the word as a source of clues in the riddle.Write your words in ABC Order</p>	<p><b>TIC- TAC STEM:</b> Make your own Stretchy Universe Slime from NASA</p>
<p><b>Silly Sentences</b> Week 3 &amp; 4 Word List Write a silly sentence for each of your spelling words. Try to put more than one word in each sentence!</p>	<p><b>Math:Solve:</b> Follow a recipe with a family member. Help them weigh the ingredients.</p>	<p><b>Social Studies:</b> Create a stop motion video on how to save our Earth. Use the free app stop motion studio.</p>	<p><b>PN:</b> Week 1 &amp; 2 Word List Write each of the words in fun and colorful writing (bubble, block, squiggly, cursive, etc).</p>	<p><b>Quiz</b> Look up 10 of your words in the dictionary and write the definition. Then, create a quiz to test someone else's knowledge.</p>	<p><b>Now I know my ABCs</b> Week 5 &amp; 6 Word List Write your spelling lists words in alphabetical (ABC) order.</p>	<p><b>Imagination Writing</b></p> <p>If you could meet any person(past or present), who would it be? Explain why!</p>

<i>Sunday</i>	<i>Monday</i>	<i>Tuesday</i>	<i>Wednesday</i>	<i>Thursday</i>	<i>Friday</i>	<i>Saturday</i>
<p>July 30</p> <p><b>Math: Solve:</b> Go on a 2D shape hunt in your house. Record the shapes you find.</p>	<p>July 31</p> <p><b>Math: Solve:</b> Go on a 3D shape hunt in your house. Record the shapes you find.</p>	<p><b>Handwriting</b></p> <p><u>Week 9 &amp; 10 Word List</u></p> <p>Write words <b>four</b> times each. Use a different color each time.</p>	<p><b>Criss- Cross</b></p> <p><u>Week 15 &amp; 16 Word List</u></p> <p>Write each word three times each and make then connect with a common letter.</p>	<p><b>Triangle Words</b></p> <p><u>Week 13 &amp; 14 Word List</u></p> <p>Write each word one letter at a time to form a triangle.</p>	<p><b>Acrostic Poems</b> Write an acrostic poem for at least 4 of your words.</p>	<p><b>TIC- TAC STEM:</b></p> <p>Create a mini volcano</p>
<p><b>Expository Writing</b></p> <p>Many schools have rules.What is the most important rule in school and Why? Explain</p>	<p><b>Math: Solve:</b> What are the biggest and smallest numbers you can make with: 5, 7, 3? Find the difference between them.</p>	<p><b>Cut &amp; Paste</b></p> <p><u>Week 11 &amp; 12 Word List</u></p> <p>Cut out letters from magazines and/or newspapers to create each word</p>	<p><b>Math: Solve:</b></p> <ol style="list-style-type: none"> <li>8x5=</li> <li>9x6=</li> <li>7x3=</li> <li>11 x 4 =</li> <li>6x2=</li> </ol>	<p><b>Sort It</b></p> <p>Sort your vocabulary words into three Categories. The more creative the categories the better! Words can be sorted by meaning, letters, vowels, etc...</p>	<p><b>The Same and the Opposite</b> Choose five vocabulary words. Write a synonym or an antonym for each word. Write a detailed sentence with each word.</p>	<p><b>Math: Solve:</b> Miguel had \$6.00. He bought a ruler for \$1.50 and a pencil case for \$3.45, what change did he get?</p>
<p><b>Reflection</b></p> <p>After reading your book explain what important lesson did you learn?</p>	<p><b>Math: Solve:</b> Follow a NEW recipe with a family member. Help them weigh the ingredients.</p>	<p><b>Social Studies:</b></p> <p>Go on a walk in your neighborhood. Draw the street signs. Talk about what they mean.</p>	<p><b>Characters</b></p> <p>Read a Book-What would happen if you took the main character to school.</p>	<p><b>Creativity</b></p> <p>Read a Book- Make a Comic Strip retelling the main events of the story.</p>	<p><b>Characters</b></p> <p>Read a Book- In what way are you like the character and what way are you different?</p>	<p><b>TIC- TAC STEM:</b></p> <p>Draw what you see in the sky at night and during the day.</p>
<p><b>Math: Solve:</b></p> <ol style="list-style-type: none"> <li>742 – 387 =</li> <li>621 – 284 =</li> <li>247 – 183 =</li> <li>834 – 652 =</li> </ol>	<p><b>Math: Solve:</b> Aisling baked 3 trays of 10 cookies. She ate 4 of them and her sister ate 13 of them. How many were left?</p>	<p><b>Social Studies:</b></p> <p>Lend a helping hand. Pick up toys or clean your room without being asked. Draw how you helped.</p>	<p><b>How- To Writing</b></p> <p>Explain the steps to making a desert of your choice.</p>	<p><b>Imagination Writing</b></p> <p>Find a secret door i your house! Where does this door go? Explain.</p>	<p><b>Creativity</b></p> <p>Read a Book-Write a letter to the author. Ask question and share your thoughts.</p>	<p><b>TIC- TAC STEM:</b></p> <p>Lend a helping hand. Pick up toys or clean your room without being asked. Draw how you helped.</p>
<p><b>Write a Story</b></p> <p>Write a story using all of your vocabulary words.</p>	<p><b>TIC- TAC STEM:</b></p> <p>Create a spaceship out of recyclable materials.</p>	<p><b>Social Studies:</b></p> <p>Draw a map of your neighborhood. Add places that help the community.</p>	<p><b>Write a Story</b></p> <p>Write a story using all of your vocabulary words.</p>	<p><b>How- To Writing</b></p> <p>Explain the steps to getting to your favor location.</p>		

# TIC-TAC-STEM

Click on the links to open each activity! Don't forget to complete the response sheet as you work.



Complete one hour of Code!!! Find an activity for your age on Code.Org

[Click here for the response sheet.](#)

Find some recycled materials in your house and create something awesome!

[Click here for the response sheet.](#)

Create a stop motion video.  
Use the free app stop motion studio.

[Click here for the response sheet.](#)

Make your own Stretchy Universe Slime from NASA

[Click here for the response sheet.](#)

Complete the Fidget Power Game

[Click here for the response sheet.](#)

Select one almost anonymous animal and build a home for it.

[Click here for the response sheet.](#)

Build a structure to hold up your favorite book.

[Click here for the response sheet.](#)

Create a 3D House using Tinkercad

[Click here for the response sheet.](#)

Create a mini volcano

[Click here for the response sheet.](#)

# ONE HOUR OF CODE

- Which activity did you complete?

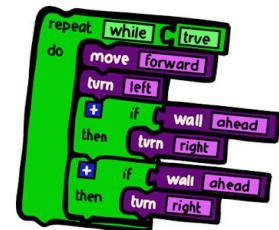
Type here

- How many lines of code did you write?

Type here

- What was your favorite part?

Type here



# RECYCLED MATERIALS

**Imagine & Plan:** Describe your idea. What will you build?

Type here

**Create & Test:** What are your results?

Type here

**Improve:** How can you improve your design?  
Fix it & try again.

Type here

**Final Design:** Explain your final creation.  
What was challenging about building?

Type here





# STOP MOTION VIDEO



- Download the app on your tablet or phone:
- Find a quiet empty space to work — You can create your own background with paper or build something with toys.
- Pick two of your favorite small toys (cars, Lego figures, tiny dolls, army men, animals) to film your movie with.
- The stop motion technique works by moving your props in very, very tiny movements. Every time the items are moved, take a photo. Move again, take another photo. So on, and so on.
- When you press play, watch as your photos and characters seem animated!
  
- Click here for some more ideas:

View these videos to see how stop motion is used in by film producers in Hollywood.

-The Nightmare Before Christmas - <https://www.youtube.com/watch?v=kLw-Fo8uhis>

-Gumby - <https://www.youtube.com/watch?v=-l-UonElfyw>

-Missing Link - <https://www.youtube.com/watch?v=p5SyzgMSLhM>

-Isle of Dogs - <https://www.youtube.com/watch?v=xCBOiaJEoFw>

How to film a stop motion video: <https://youtu.be/NrHlxVsCdVw>

Project Ideas:

[With Food](#)

[With Paper](#)

[With Props](#)

# STOP MOTION VIDEO

What is your story about?

Type here


What was the hardest part about creating your movie with stop motion?

Type here

How many photos did you use to create your video?

Type here

If possible, post your video to an online source and share the link here:



# STRETCHY UNIVERSE SLIME

- The Universe began about Type here billion years ago.

- What device can you use to see galaxies and planets far away?

Type here

- What is the Big Bang?

Type here

- What was the most challenging part about making your slime?


Type here



# FIDGIT POWER GAME

- Name 3 things in your house that need electricity.

Type here



- What is a wind turbine?

Type here

- What other ways can you give electricity to something?

Type here


Wattage	Type here
Voltage	Type here

# MAJESTIC ANIMALS

- Watch the videos on *Our Planet* and pick your favorite animal.

<https://www.ourplanet.com/en/anonymousanimals/>

- Use materials you have in your home to build a habitat for the animal to live in.
  - Possible materials: Lego, wooden blocks, construction paper, cardboard, tissue paper, pipe cleaners.. Etc.
- Think about what your animal will need to survive
- Make sure your animal can stay safe in his new home



# MAJESTIC ANIMALS

What animal did you select?

Type here

Where does your animal live?

Type here

What type of habitat does  
your animal live in?  
Describe it.

Type here

What kind of home did you  
design?

Type here

What else does your animal  
need to survive?

Type here

What else did you learn about  
your animal?

# GUM DROP STRUCTURE

## Materials:

20 Toothpicks


10 Gumdrops (or Play-Doh or foam balls)

- You are to build a structure that will hold a book.
- Brainstorm and plan the best design.
- Don't forget to test your design!
- Challenge — find a larger book to test your structure




For a hint — Look at the photos — one of these designs work! Try them all to find out.


## HINT 1: THE SQUARE




## HINT 2: THE DIAMOND



## HINT 3: THE KITE



## HINT 4: THE POLYGON



# GUM DROP STRUCTURE

**Imagine & Plan:** Describe your idea. How will you build this structure?

Type here

**Create & Test:** What size book did it hold? How many books can it hold?

Type here

**Improve:** How can you improve your design? Fix it & try again.

Type here

**Final Design:** Explain your final creation.

What was the most books it held?

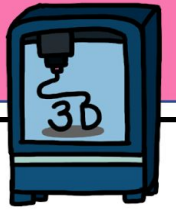
What was challenging about building?

Type here





# 3D DESIGN



Plan out your design. What type of house will you create?

Type here

How tall is your design?

Type here

How wide is your design?

Type here

How many windows does your house have?

Type here

How many doors does your house have?

Type here

If possible, save your design as a photo & add it here.

Did you have any trouble designing a house?

Type here


# MINI VOLCANO

What is a volcano?

Type here

What was challenging about creating your volcano?

Type here



Research a famous volcanic eruption.  
Write 3 facts about it.


Type here

What is the world's largest active volcano?

Type here

# Recycled Spaceship

Create a spaceship out of recyclable materials.  
Draw your Design Here.



# Sky Observation

Draw what you see in the sky at night and during the day.

7:00am

11:00am



4:00pm

8:00pm

# Lending A Hand

Lend a helping hand. Pick up toys or clean your room without being asked. Draw how you helped.



## 2nd Grade Vocabulary Words

amaze  
amusing  
analyze  
annoy  
arranged  
avoid  
cause  
classify  
community  
conclusion  
connection  
continue  
cooperation  
curious  
cycle  
data  
describe  
detail  
diagram  
difference  
  
different  
discover  
drowsy  
edit  
effect

energy  
enormous  
escape  
estimate  
exercise  
expect  
famous  
flock  
friendly  
frighten  
frown  
gasp  
gather  
gust  
helpful  
include  
insist  
investigate  
label  
leaned  
  
living  
march  
matter  
moist  
necessary

non-living  
noticed  
observed  
opinion  
peeking  
plan  
poke  
predict  
prefer  
process  
publish  
records  
revise  
separate  
steaming  
shivered  
similar  
sum  
suppose  
sway  
  
stormy  
swoop  
treasure  
vanish  
volunteer

# 3rd Grade Vocabulary Words

additional  
agreeable  
argue  
arrange  
assist  
attract  
careless  
cause  
climate  
coast  
compare  
construct  
continent  
contrast  
credit  
culture  
dangle  
defend

describe  
details  
develop  
peer  
division  
prank  
purpose

event  
examine  
example  
experience  
fatal  
flexible  
furious  
gathered  
gist  
infer  
intelligent  
invitation  
irritate  
marine  
mend  
multiply  
nervous  
occur

opposite  
passage  
patient  
disappointed  
pleasant  
elect  
endangered

region  
repair  
ridiculous  
scar  
scatter  
shiver  
signal  
similar  
slumber  
solution  
starve  
stumble  
tackle  
tentacle  
typical  
unite  
unusual  
valuable

vehicle  
volunteer  
diagram  
persuade  
effect  
predict  
recognize


<i>Still</i>	<i>Vocabulary</i>	<i>Reading</i>	<i>Writing</i>	<i>Math</i>	<i>Science</i>	<i>STEM</i>
<p><b>patriotic Words</b>  <u>Week 17 &amp; 18 Word List</u></p> <p>Write each word using <b>red for vowels (a,e,i,o,u)</b> and <b>blue for consonants</b>.</p>	<p><b>Article</b></p> <p>Write a newspaper article using all of your words.</p>	<p><b>Fiction</b></p> <p>Describe the setting of the story and explain the theme of the story.</p>	<p><b>Personal Narrative Writing</b></p> <p>Write about a special family event or situation that you remember well.</p>	<p><b>Solve:</b></p> <p><b>Solve: Go on a 2D shape hunt in your house. Record the shapes you find.</b></p>	<p>Make your own Stretchy Universe Slime from NASA  <a href="https://spaceplace.nasa.gov/universe-slime/en/">https://spaceplace.nasa.gov/universe-slime/en/</a></p>	<p>Complete the Fidget Power Game</p>
<p><b>Draw a Picture</b>  <u>Week 19 &amp; 20 Word List</u></p> <p>Draw a picture to go with each of your words.</p>	<p><b>Super Sentences</b></p> <p>Write a sentence with each vocabulary word. Show that you know the meaning of the word in the sentence.</p>	<p><b>Reflection</b></p> <p>Did this book make you Laugh, Cry, Smile or Worry? Explain Why.</p>	<p><b>Expository Writing</b></p> <p>You can learn a lot on a Field Trip. What is your favorite field trip and Why? Explain.</p>	<p><b>Solve:</b></p> <p><b>Solve: Aisling baked 3 trays of 10 cookies. She ate 4 of them and her sister ate 13 of them. How many were left?</b></p>	<p>Do a weather observation. Check in the morning, afternoon, and night. Draw it!</p>	<p>Select one almost anonymous animal and build a home for it.</p>
<p><b>Silly Story</b>  <u>Week 21 &amp; 22 Word List</u></p> <p>Write a silly story using all of your words.</p>	<p><b>In Your Own Words</b></p> <p>Write the vocabulary definitions in your own words.</p>	<p><b>Evaluation</b></p> <p>Read a book. Do you think the title match the book? Why or why not? What could another title be?</p>	<p><b>Persuasive/Opinion Writing</b></p> <p>Should student be given a bed time every night? Why or Why not.</p>	<p><b>Solve:</b></p> <ol style="list-style-type: none"> <li><b>8x5=</b></li> <li><b>9x6=</b></li> <li><b>7x3=</b></li> <li><b>11 x 4 =</b></li> <li><b>6x2=</b></li> </ol>	<p>Using the push force of wind, discover what you can move by blowing with or without a straw.</p>	<p>Build a structure to hold up your favorite book.</p>
<p><b>Hidden Words</b>  <u>Week 23 &amp; 24 Word List</u></p> <p>Hid your words on a picture.</p>	<p><b>Comic Strip</b></p> <p>Make a comic strip using all of your words.</p>	<p><b>Non-Fiction</b></p> <p>Write three facts about water parks that you learn. Give two opinions about water parks.</p>	<p><b>Descriptive Writing</b></p> <p>Describe the City in which you live. Include your home, school and favourite places to go.</p>	<p><b>Solve:</b></p> <ol style="list-style-type: none"> <li><b>742 – 387 =</b></li> <li><b>621 – 284 =</b></li> <li><b>247 – 183 =</b></li> <li><b>834 – 652 =</b></li> </ol>	<p>Do a weather observation. Check in the morning, afternoon, and night. Draw it!</p>	<p>Create a 3D House using Tinkercad</p>



# BE A MAKER

- For more making fun, head to PBS Kids.
- Use the Design Spinner to find more awesome activities!!!


[Click here to open!](#)



# Grading

- ♥ Each day choose **one** activity from **each subject** to complete in you journal.
- ♥ These assignments will be graded based on completion. If you;
  - Complete 40 activities = 100
  - Complete 35 activities = 90
  - Complete 30 activities = 80
  - Complete 25 activities = 70
- ♥ If you Complete 5 STEM activity you will get a special prize.

This will be counted as your first **graded assignment** in 3rd grade.



**Week 1**

Sight words, r-controlled "a" and academic vocabulary

1. over
2. new
3. art
4. take
5. only
6. car
7. park
8. hard
9. barn
10. card
11. shark
12. dark
13. oh
14. eyes
15. date
16. hold

**Week 2**

Sight words, -ai- pattern, and academic vocabulary

1. little
2. work
3. know
4. place
5. years
6. rain
7. mail
8. wait
9. paint
10. chant
11. paid
12. sail
13. goods
14. services
15. consumer
16. producer

**Week 3**

Sight words, -aw pattern, and academic vocabulary

1. live
2. me
3. cool
4. give
5. most
6. saw
7. law
8. raw
9. jar
10. straw
11. draw
12. country
13. ocean
14. title
15. skip
16. change

**Week 4**

Sight words, r-controlled "i", and academic vocabulary

1. very
2. after
3. things
4. our
5. just
6. girl
7. dirt
8. shirt
9. third
10. thirst
11. birth
12. yellow
13. add
14. got
15. life
16. cycle

**Week 5**

Sight words, -ight pattern, and academic vocabulary

1. pole
2. wire
3. fight
4. seen
5. eat
6. right
7. might
8. sight
9. tight
10. flight
11. bright
12. lost
13. far
14. push
15. pull
16. resource

**Week 6**

Sight words, -ol- pattern, and academic vocabulary

1. say
2. great
3. four
4. help
5. through
6. gold
7. cold
8. fold
9. mold
10. sold
11. told
12. subtract
13. answer
14. baby
15. parent
16. stages

**Week 7**

Sight words, -ou- pattern, and academic vocabulary

1. late
2. before
3. line
4. side
5. too
6. loud
7. round
8. found
9. shout
10. count
11. gave
12. urban
13. suburban
14. rural
15. community
16. touch

**Week 8**

Sight words, -ue pattern, and academic vocabulary

1. means
2. old
3. any
4. same
5. corn
6. blue
7. true
8. clue
9. glue
10. due
11. argue
12. listen
13. song
14. cause
15. speak
16. kind

**Week 9**

Sight words, r-controlled “u”, and academic vocabulary

1. boy
2. soon
3. came
4. want
5. eggs
6. nurse
7. curve
8. turn
9. burn
10. curl
11. purse
12. growth
13. affect
14. fish
15. mammal
16. fruit

**Week 10**

Sight words, Long -ea pattern, and academic vocabulary

1. also
2. beat
3. seat
4. three
5. small
6. mean
7. clean
8. peak
9. dream
10. beach
11. team
12. length
13. weight
14. height
15. meat
16. distance

**Week 11**

Sight words, short e -ea pattern, and academic vocabulary

1. wear
2. put
3. end
4. does
5. another
6. head
7. bread
8. dead
9. sweat
10. citizen
11. spread
12. deal
13. room
14. break
15. weather
16. soil

**Week 12**

Sight words, -ew pattern, and academic vocabulary

1. well
2. large
3. cook
4. sent
5. even
6. grew
7. stew
8. drew
9. chew
10. few
11. brew
12. ever
13. unit
14. violet
15. color
16. shape

## Week 13

Sight words, r-controlled "e" -at family words

1. step
2. because
3. body
4. here
5. fall
6. germ
7. herd
8. clerk
9. nerve
10. serve
11. fern
12. food
13. value
14. build
15. flat
16. ago

## Week 14

Sight words, -or- pattern, and academic vocabulary

1. plan
2. went
3. warm
4. read
5. lie
6. short
7. core
8. sport
9. report
10. port
11. done
12. solid
13. liquid
14. rise
15. size
16. door

## Week 15

Sight words, final blend - mp and academic vocabulary

1. farm
2. fire
3. home
4. us
5. move
6. bump
7. stump
8. clump
9. stamp
10. clamp
11. camp
12. pride
13. test
14. event
15. love
16. guess

## Week 16

Sight words, final blend – st, and academic vocabulary

1. try
2. rest
3. hand
4. seven
5. again
6. fast
7. past
8. last
9. cost
10. blast
11. cast
12. oral
13. box
14. fuel
15. record
16. full

## Week 17

Sight words, final blend – nd, and academic vocabulary

1. feet
2. off
3. led
4. spell
5. air
6. bend
7. send
8. mind
9. offend
10. sand
11. land
12. wind
13. yes
14. week
15. share
16. fourth

## Week 18

Sight words, final blend – sk, and academic vocabulary

1. away
2. animal
3. house
4. point
5. spot
6. desk
7. mask
8. task
9. ask
10. tusk
11. disk
12. hero
13. able
14. monument
15. pair
16. multiply

## Week 19

Sight words, final digraph – ch, and academic vocabulary

1. letter
2. mother
3. ball
4. rich
5. study
6. much
7. such
8. patch
9. search
10. march
11. starch
12. rotate
13. tornado
14. funnel
15. group
16. six

## Week 20

Sight words, final digraph – sh, and academic vocabulary

1. still
2. learn
3. should
4. America
5. world
6. hush
7. slush
8. dash
9. wash
10. wish
11. dish
12. money
13. coin
14. bill
15. cents
16. dollars

## Week 21

Final – es pattern, and academic vocabulary

1. boxes
2. foxes
3. messes
4. dishes
5. couches
6. brushes
7. bushes
8. rushes
9. wishes
10. washes
11. dashes
12. find
13. whole
14. fear
15. fair
16. flutter

## Week 22

Final – ing pattern, and academic vocabulary

1. thing
2. string
3. sing
4. bring
5. spring
6. ring
7. king
8. sting
9. wings
10. cling
11. sling
12. chart
13. wall
14. holiday
15. freedom
16. road

## Week 23

Final digraphs – gh/-ph, and academic vocabulary

1. graph
2. laugh
3. paragraph
4. tough
5. rough
6. enough
7. triumph
8. dough
9. though
10. cough
11. force
12. feather
13. wide
14. store
15. gravity
16. model

## Week 24

Final digraph – th, and academic vocabulary

1. bath
2. math
3. moth
4. sloth
5. breath
6. mouth
7. path
8. cloth
9. tooth
10. death
11. months
12. hour
13. minute
14. second
15. year
16. mile

## Week 25

Final digraph -ck, and academic vocabulary

1. row
2. stack
3. pack
4. dock
5. lock
6. quack
7. rope
8. snack
9. quick
10. neck
11. check
12. circle
13. square
14. rectangle
15. scale
16. plane

## Week 26

Final digraph -nk, and academic vocabulary

1. drink
2. think
3. sink
4. stink
5. wink
6. thank
7. bank
8. drank
9. honk
10. blank
11. shrink
12. gone
13. lava
14. volcano
15. root
16. meet

## Week 27

Final blend -ft, and academic vocabulary

1. soft
2. lift
3. shift
4. drift
5. gift
6. left
7. raft
8. craft
9. loft
10. swift
11. sift
12. apart
13. form
14. ride
15. greater
16. equal

## Week 28

Final blend -lt, and academic vocabulary

1. bolt
2. jolt
3. colt
4. felt
5. belt
6. welt
7. built
8. stilt
9. wilt
10. melt
11. salt
12. face
13. edge
14. lay
15. arms
16. sound

## Week 29

Initial wh - pattern, and academic vocabulary

1. whale
2. when
3. where
4. what
5. why
6. which
7. whistle
8. whip
9. white
10. while
11. whirl
12. sun
13. woman
14. seasons
15. knew
16. himself

## Week 30

Words with the suffix -ly and academic vocabulary

1. badly
2. madly
3. quickly
4. weekly
5. daily
6. sadly
7. gladly
8. proudly
9. softly
10. loudly
11. bravely
12. care
13. hill
14. case
15. simple
16. echo

**Week 31**

Words with the suffix – er, and academic vocabulary

1. painter
2. washer
3. dryer
4. flyer
5. picture
6. workers
7. singer
8. teacher
9. speaker
10. thinker
11. dreamer
12. tall
13. lead
14. problem
15. age
16. apple

**Week 32**

Words with the suffix – est, and academic vocabulary

1. fastest
2. slowest
3. biggest
4. shortest
5. loudest
6. softest
7. smartest
8. silliest
9. brightest
10. funniest
11. bravest
12. act
13. discussion
14. attention
15. select
16. tone

**Week 33**

Words with the suffix – ful, and academic vocabulary

1. thankful
2. ears
3. hopeful
4. grateful
5. thoughtful
6. useful
7. forgetful
8. painful
9. joyful
10. careful
11. helpful
12. prediction
13. question
14. method
15. observe
16. outcome

**Week 34**

Words with the suffix – ness, and academic vocabulary

1. happiness
2. darkness
3. likeness
4. kindness
5. sickness
6. helpfulness
7. goodness
8. brightness
9. seeds
10. bones
11. cows
12. pentagon
13. hexagon
14. power
15. write
16. apply

**Week 35**

Words with the suffix – able, and academic vocabulary

1. likable
2. acceptable
3. adorable
4. chewable
5. agreeable
6. bearable
7. usable
8. comfortable
9. lovable
10. sizable
11. valuable
12. prefix
13. suffix
14. compass
15. magnet
16. guide

**Week 36**

Final – sion/-tion, and academic vocabulary

1. addition
2. subtraction
3. fiction
4. division
5. education
6. recreation
7. confusion
8. vacation
9. location
10. explosion
11. direction
12. glass
13. key
14. fig
15. context
16. detective



**Week 1**

Sight words, short a/e words, and academic vocabulary

1. high
2. every
3. near
4. west
5. dress
6. best
7. next
8. else
9. checked
10. grand
11. stand
12. punish
13. monarch
14. migrate
15. butterfly
16. nectar

**Week 2**

Sight words, short i/o/u words, and academic vocabulary

1. between
2. own
3. base
4. country
5. plant
6. slip
7. lunch
8. pond
9. front
10. thump
11. inches
12. yard
13. area
14. formula
15. width
16. calculate

**Week 3**

Sight words, long a/e words, and academic vocabulary

1. save
2. school
3. father
4. keep
5. safe
6. grade
7. reached
8. raise
9. theme
10. scream
11. easy
12. highway
13. navigate
14. ocean
15. travel
16. direction

**Week 4**

Sight words, long i/o words, and academic vocabulary

1. trade
2. start
3. city
4. earth
5. hope
6. stone
7. follow
8. broke
9. sign
10. tiny
11. whole
12. wave
13. current
14. electric
15. science
16. round

**Week 5**

Sight words, blends st/str, and academic vocabulary

1. upon
2. thought
3. gun
4. strong
5. story
6. burst
7. strip
8. stream
9. street
10. distance
11. least
12. hundred
13. east
14. zero
15. nothing
16. amount

**Week 6**

Sight words, kn/wr words, and academic vocabulary

1. cried
2. dried
3. milk
4. let's
5. while
6. known
7. knife
8. knock
9. wrong
10. knot
11. wrinkle
12. wrap
13. wrist
14. knee
15. aloud
16. express

## Week 7

Sight words, gh/ph words, and academic vocabulary

1. along
2. bought
3. close
4. something
5. seem
6. laughed
7. lady
8. enough
9. graph
10. paragraph
11. photograph
12. history
13. village
14. future
15. hometown
16. settlers

## Week 8

Sight words, ch/tch words, and academic vocabulary

1. cloud
2. child
3. open
4. example
5. begin
6. chance
7. match
8. watch
9. batch
10. steel
11. speech
12. source
13. material
14. ditch
15. women
16. iron

## Week 9

Sight words, sh words, and academic vocabulary

1. can't
2. shall
3. those
4. both
5. paper
6. pushed
7. sharp
8. shock
9. crash
10. showed
11. shoes
12. shoulder
13. product
14. quotient
15. multiplication
16. division

## Week 10

Sight words, s sound of c, and academic vocabulary

1. together
2. tied
3. group
4. often
5. table
6. space
7. fence
8. price
9. office
10. police
11. pencil
12. civil
13. tribal
14. buffalo
15. dance
16. plains

## Week 11

Sight words, j sound of g, and academic vocabulary

1. important
2. cannot
3. children
4. wife
5. gentle
6. giraffe
7. hoe
8. stage
9. engine
10. badge
11. ginger
12. arctic
13. adapt
14. tundra
15. behavior
16. pelt

## Week 12

Sight words, oi sound, and academic vocabulary

1. held
2. cross
3. night
4. walk
5. picked
6. choice
7. voice
8. royal
9. annoy
10. noise
11. tomato
12. potato
13. citrus
14. nutrients
15. vitamins
16. vegetable

## Week 13

Sight words, ou sound, and academic vocabulary

1. sea
2. began
3. shouted
4. took
5. river
6. crown
7. however
8. around
9. growl
10. fountain
11. ground
12. pounds
13. account
14. drought
15. remainder
16. object

## Week 14

Sight words, short aw sound, and academic vocabulary

1. sleep
2. carry
3. north
4. once
5. book
6. crawl
7. laundry
8. author
9. taught
10. pause
11. dawn
12. folklore
13. custom
14. disappear
15. willow
16. traditional

## Week 15

Sight words, long & short oo, and academic vocabulary

1. south
2. sir
3. without
4. second
5. birds
6. loose
7. choose
8. shook
9. understood
10. balloon
11. looked
12. moose
13. wheel
14. season
15. axle
16. momentum

## Week 16

Sight words, r-controlled, and academic vocabulary

1. miss
2. idea
3. copy
4. poor
5. floor
6. started
7. stars
8. carpet
9. marker
10. party
11. pardon
12. lunar
13. cycle
14. appearance
15. quarter
16. phase

## Week 17

Sight words, air sound, and academic vocabulary

1. among
2. buy
3. fairy
4. real
5. almost
6. stairs
7. glare
8. airplane
9. airy
10. repair
11. prepare
12. culture
13. delta
14. bayou
15. interact
16. establish

## Week 18

Sight words, or sound, and academic vocabulary

1. fly
2. born
3. smell
4. sometimes
5. mountains
6. worn
7. fourth
8. war
9. horse
10. morning
11. poured
12. portrait
13. contrast
14. value
15. shadow
16. blood

## Week 19

Sight words, homophones, and academic vocabulary

1. verb
2. young
3. talk
4. pulled
5. list
6. here
7. hear
8. bare
9. bear
10. way
11. weigh
12. telescope
13. magnify
14. planets
15. reflect
16. mirror

## Week 20

Sight words, homophones, and academic vocabulary

1. sugar
2. being
3. leave
4. noun
5. it's
6. flower
7. flour
8. bored
9. board
10. hair
11. hare
12. clear
13. fraction
14. numerator
15. denominator
16. improper

## Week 21

Words with ur sound and academic vocabulary

1. perfect
2. curled
3. church
4. firm
5. skirt
6. clerk
7. shirt
8. person
9. terms
10. jerked
11. burned
12. desert
13. climate
14. geography
15. rainfall
16. forest

## Week 22

Double consonant words and academic vocabulary

1. hugged
2. correct
3. funny
4. happy
5. puppy
6. common
7. collect
8. bottles
9. different
10. lesson
11. orbit
12. position
13. solar
14. elliptical
15. gravity
16. likely

## Week 23

Words with er and est and academic vocabulary

1. thick
2. strangest
3. bigger
4. better
5. highest
6. tallest
7. richest
8. smarter
9. louder
10. hotter
11. jumped
12. happiest
13. data
14. measurement
15. prettier
16. visit

## Week 24

Compound words and academic vocabulary

1. notebook
2. sunset
3. bookcase
4. classroom
5. everyone
6. football
7. sunshine
8. rainbow
9. baseball
10. hallway
11. outdoors
12. quiet
13. knowledge
14. outcome
15. organize
16. review

## Week 25

VCCV pattern words and academic vocabulary

1. winter
2. army
3. cellar
4. garden
5. market
6. basket
7. welcome
8. until
9. always
10. cowboy
11. lasso
12. barter
13. continuity
14. change
15. worth
16. whose

## Week 26

VCV word, and academic vocabulary

1. cabin
2. rule
3. music
4. tiger
5. behind
6. rewind
7. focus
8. belong
9. family
10. brother
11. motel
12. conduct
13. lightning
14. volts
15. complex
16. particle

## Week 27

Words with suffix – ed/-ing and academic vocabulary

1. liked
2. worried
3. rolling
4. singing
5. swimming
6. settled
7. talked
8. hurried
9. buying
10. trying
11. leaving
12. diving
13. icing
14. compare
15. decimal
16. simplify

## Week 28

Words with suffix – tion/-sion and academic vocabulary

1. permission
2. confession
3. vision
4. please
5. action
6. quotation
7. hunting
8. nation
9. combination
10. question
11. attention
12. independence
13. constitution
14. majority
15. exact
16. national

## Week 29

Words with suffix – ful/-fully and academic vocabulary

1. beautiful
2. cheerful
3. harmful
4. playful
5. useful
6. colorful
7. thankfully
8. joyfully
9. helpfully
10. painfully
11. carefully
12. feature
13. bountiful
14. temperature
15. difference
16. thermometer

## Week 30

Words with suffix -ly/-ally and academic vocabulary

1. lonely
2. suddenly
3. actually
4. personally
5. especially
6. formally
7. rapidly
8. dangerously
9. tenderly
10. lovely
11. nicely
12. audience
13. orchestra
14. apron
15. balcony
16. curtain

## Week 31

Words with suffix -able/-ably and academic vocabulary

1. comfortable
2. honorably
3. erasable
4. available
5. portable
6. laughable
7. irritably
8. feeling
9. capable
10. disposable
11. reusable
12. tube
13. syllable
14. perimeter
15. sum
16. general

## Week 32

Y to i change words and academic vocabulary

1. penny
2. pennies
3. empty
4. emptied
5. parties
6. families
7. mystery
8. mysteries
9. discovery
10. married
11. carried
12. jury
13. argument
14. verdict
15. guilty
16. lawyer

## Week 33

Contraction words and academic vocabulary

1. he's
2. she's
3. didn't
4. isn't
5. you're
6. we're
7. they're
8. there's
9. haven't
10. won't
11. don't
12. extinct
13. natural
14. species
15. condor
16. wasn't

## Week 34

Contraction words and academic vocabulary

1. we'll
2. I'll
3. he'll
4. she'll
5. you'll
6. they'll
7. you've
8. they've
9. I've
10. I'd
11. we'd
12. she'd
13. elapse
14. interaction
15. sundial
16. atomic

## Week 35

Final -er words and academic vocabulary

1. under
2. swim
3. never
4. main
5. center
6. border
7. fever
8. sister
9. whether
10. answer
11. shower
12. local
13. explorer
14. government
15. federal
16. state

## Week 36

Final -le/-al words, and academic vocabulary

1. total
2. central
3. final
4. simple
5. chuckle
6. giggle
7. middle
8. signal
9. handle
10. candle
11. uncle
12. piano
13. ivory
14. musical
15. modify
16. clarify